



Date: October 20, 2016

To: City Council
Mike Alexander, Interim City Manager

From: Connie Talley, Accounting

Through: Steve Groom, Finance

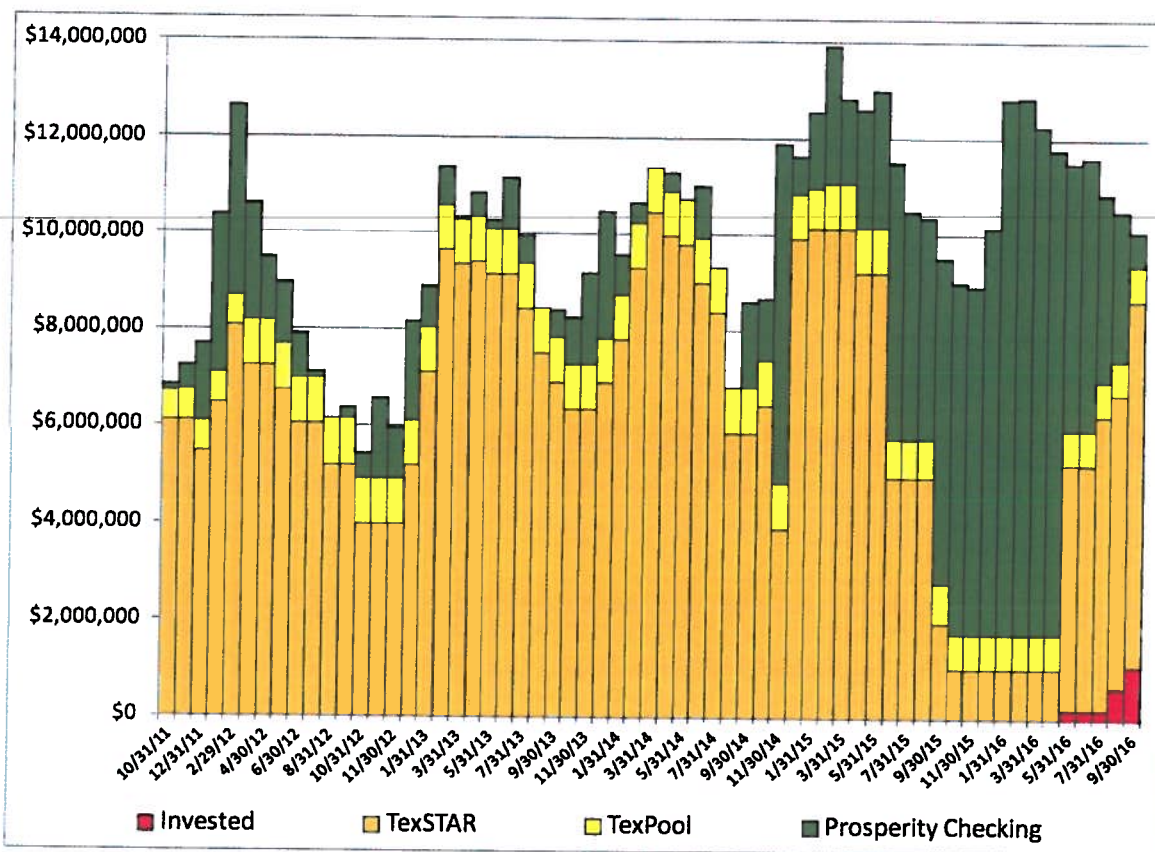
Subject: Quarterly Treasury Report

Treasury Reports for the Quarter ended September 30, 2016 are attached.

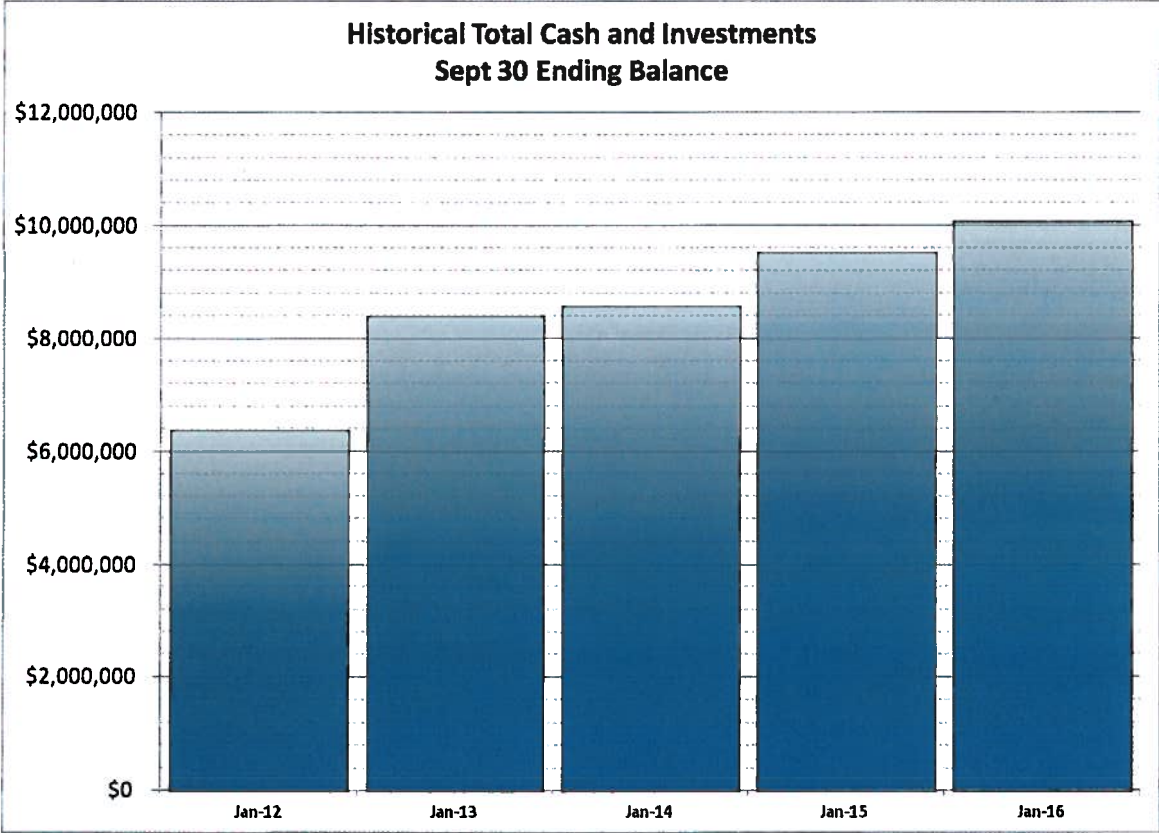
Cash in Bank accounts, Government Pools, and Investments totals \$14,388,550.

Comparison to last month and end of last fiscal year are shown for comparison.

As the following graph shows, we have greatly improved the amount of cash invested, minimizing the amount in the city's checking account and starting to systematically invest in a laddered-maturities process. TexSTAR and TexPool are money market accounts, getting more interest than checking but less than CDs and other investments, as indicated on the attached report.



The following year shows the year-end balances (current year is un-audited):




City of Palestine
 Treasury Report
 For the quarter ended September 30, 2016

Asset Type	Yield	Prior Yr 9/30/15	Prior Qtr 6/30/16	9/30/16
Demand Deposit Accounts		10,062,443	9,886,382	3,979,143
Government Pools		3,578,253	6,801,566	9,309,407
Investments		-	200,000	1,100,000
		13,640,696	16,887,948	14,388,550

The investment portfolio of the City of Palestine is in compliance with the Public Funds Investment Act and the City of Palestine's investment policy.


 Chief Financial Officer

10/20/2016


 Accounting Manager

10-20-16

City of Palestine
Treasury Report

For the quarter ended September 30, 2016

Bank/Issuer	Account	Acct #	Prior Yr 9/30/2015	Prior Qtr 6/30/16	Current 9/30/16
Prosperity Bank	City Accounts Payable	**** 686	6,731,743	5,649,816	712,928
Prosperity Bank	Economic Development	**** 822	985,033	1,930,744	1,565,211
Prosperity Bank	Debt Service	**** 695	346,284	596,292	60,059
Prosperity Bank	Health Insurance	**** 697	243,754	155,005	124,761
Prosperity Bank	Utility Fund	**** 693	115,907	115,674	115,596
Prosperity Bank	Home Grant	**** 994	17,583	113,969	113,969
Prosperity Bank	Project Fund Tx Exmpt	**** 111	83,793	83,950	84,003
Prosperity Bank	Library Project Fund	**** 031	66,144	66,268	66,310
Prosperity Bank	Workers Comp	**** 689	80,869	55,958	74,472
Prosperity Bank	Payroll	**** 698	232,717	36,491	17,046
Prosperity Bank	Tax Account	**** 687	2,900	47,196	2,818
Prosperity Bank	Fire Prevention Donation	**** 861	2,895	2,901	2,903
Prosperity Bank	City Federal Seizures	**** 690	19,435	1,513	8,452
BNY	Texas Water Board		1,133,386	1,030,606	1,030,615
			<u>10,062,443</u>	<u>9,886,382</u>	<u>3,979,143</u>
TexStar	General Account		1,823,096	5,042,889	7,549,011
TexStar	Debt Service		949,713	951,669	952,626
TexPool	General Account		714,582	715,970	716,645
TexPool	Workers Comp		90,862	91,038	91,124
			<u>3,578,253</u>	<u>6,801,566</u>	<u>9,309,407</u>
Prosperity Bank	Certificate of Deposit		-	200,000	1,100,000
			<u>-</u>	<u>200,000</u>	<u>1,100,000</u>

City of Palestine
 Treasury Report
 For the quarter ended September 30, 2016

9/30/16

#	Bank/Issuer	Description	Rating	Maturity Date	Settlement Date	Par Value	Purchased Value	Market Value	Yield	Life (days)
2016-001	Prosperity Bank	Certificate of Deposit		5/25/17	5/25/16	100,000	100,000	100,000	0.50%	237
2016-002	Prosperity Bank	Certificate of Deposit		5/25/18	5/25/16	100,000	100,000	100,000	0.65%	602
2016-003	Prosperity Bank	Certificate of Deposit		8/23/17	8/23/16	150,000	150,000	150,000	0.55%	327
2016-004	Prosperity Bank	Certificate of Deposit		8/23/18	8/23/16	150,000	150,000	150,000	0.70%	692
2016-005	Prosperity Bank	Certificate of Deposit		8/23/19	8/23/16	150,000	150,000	150,000	0.80%	1,057
2016-006	Prosperity Bank	Certificate of Deposit		9/20/17	9/20/16	150,000	150,000	150,000	0.80%	355
2016-007	Prosperity Bank	Certificate of Deposit		9/20/18	9/20/16	150,000	150,000	150,000	0.80%	720
2016-008	Prosperity Bank	Certificate of Deposit		9/20/19	9/20/16	150,000	150,000	150,000	0.80%	1,085
						<u>1,100,000</u>	<u>1,100,000</u>	<u>1,100,000</u>	<u>0.71%</u>	<u>634</u>